


LIGHT RAIL TRANSIT AUTHORITY
STATEMENT OF FINANCIAL POSITION
As at SEPTEMBER 30, 2024

FSSEPT24

	<u>SEPTEMBER 2024</u>	<u>SEPTEMBER 2023</u>	Increase/ (Decrease)
ASSETS			
Current Assets			
Cash and Cash Equivalents	5,674,307,529	5,210,516,795	463,790,734
Receivables	1,925,574,633	1,832,337,313	93,237,320
Inventories	764,271,117	761,725,353	2,545,764
Other Current Assets	163,090,294	175,954,976	(12,864,682)
Total Current Assets	<u>8,527,243,573</u>	<u>7,980,534,437</u>	<u>546,709,136</u>
Non-Current Assets			
Property, Plant and Equipment	55,256,560,944	44,325,072,619	10,931,488,325
Investment, Time Deposits	-	-	-
Investment Property, Land	475,466,370	475,466,370	-
Other Non-Current Assets	216,500	216,500	-
Total Non-Current Assets	<u>55,732,243,814</u>	<u>44,800,755,489</u>	<u>10,931,488,325</u>
Total Assets	<u>64,259,487,387</u>	<u>52,781,289,926</u>	<u>11,478,197,461</u>
LIABILITIES			
Current Liabilities			
Financial Liabilities	2,048,207,007	1,924,026,703	124,180,304
Inter-Agency Payables	49,368,402,987	47,630,485,855	1,737,917,132
Intra-Agency Payables	0	1,283,353,083	(1,283,353,083)
Trust Liabilities	1,945,618,174	2,375,032,787	(429,414,613)
Deferred Credits/Unearned Income	30,043,538	46,954,086	(16,910,548)
Provisions	117,517,224	118,631,785	(1,114,561)
Other Payables	36,390,646	28,515,925	7,874,721
Total Current Liabilities	<u>53,546,179,576</u>	<u>53,407,000,224</u>	<u>139,179,352</u>
		46,916,940,914	
Non-Current Liabilities			
Financial Liabilities	7,243,625,933	9,307,744,982	(2,064,119,049)
Total Non-Current Liabilities	<u>7,243,625,933</u>	<u>9,307,744,982</u>	<u>(2,064,119,049)</u>
Total Liabilities	<u>60,789,805,509</u>	<u>62,714,745,206</u>	<u>(1,924,939,697)</u>
Net Assets (Total Assets Less Total Liabilities)	<u>3,469,681,878</u>	<u>(9,933,455,280)</u>	<u>13,403,137,158</u>
NET ASSETS/EQUITY			
Government Equity	<u>3,469,681,878</u>	<u>(9,933,455,280)</u>	<u>13,403,137,158</u>
	0.00	(0.00)	0.00


Certified by:


LEILANI H. ANONAY
Manager, Accounting Division

Reviewed by:


MARIA CORAZON S. PASCUAL
OIC, Finance Department

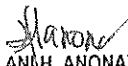
APPROVED BY


ATTY. JOSE JOBEL V. BELARMINO
OIC DA for Admin, Finance & AFCS

LIGHT RAIL TRANSIT AUTHORITY
STATEMENT OF FINANCIAL PERFORMANCE
FOR THE PERIOD ENDED SEPTEMBER 30, 2024

FSSEPT2024	<u>SEPTEMBER 2024</u>	<u>SEPTEMBER 2023</u>	<u>Increase/ (Decrease)</u>	<u>% of Increase/ (Decrease)</u>
Revenue				
Service and Business Income	1,370,680,841	1,183,415,244	187,265,597	16%
Total Revenue	1,370,680,841	1,183,415,244	187,265,597	16%
Current Operating Expenses				
Personnel Services	395,918,857	355,375,596	40,543,261	11%
Maintenance and Other Operating Expenses	188,185,697	156,927,349	31,258,348	20%
Financial Expenses	2,166,560,565	1,971,136,214	195,424,351	10%
Direct Costs	629,218,580	763,536,871	(134,318,291)	-18%
Non-Cash Expenses	2,037,519,516	1,634,037,016	403,482,500	25%
Total Current Operating Expenses	5,417,403,215	4,881,013,046	536,390,169	11%
Surplus /(Deficit) from Current Operations	(4,046,722,374)	(3,697,597,802)	(349,124,572)	9%
Other Non-Operating Income	4,462,988	83,454	4,379,534	5248%
Gains - Gain on FOREX	33,587,556	59,111,002	(25,523,446)	-43%
Loss on Sale of Property, Plant & Equipment	-	(1,222,256)	1,222,256	-100%
Losses - Loss on FOREX	(2,107,258)	(522,467)	(1,584,790)	303%
Surplus /(Deficit) before Tax	(4,010,779,088)	(3,640,148,069)	(370,631,019)	10%
Income Tax Expenses/(Benefit)	-	-	-	-
Deficit after Tax	(4,010,779,088)	(3,640,148,069)	(370,631,019)	10%
Net Assistance/Subsidy/(Subsidy/Contribution)	6,631,938,441	309,390,782	6,322,547,659	2044%
Net Surplus/(Deficit) for the Period	2,621,159,353	(3,330,757,287)	5,951,916,640	-179%
Profitability				
Farebox Ratio	0.77	0.60		


Certified by:

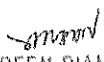

LEILANI H. ANONAY
Manager, Accounting Division

Reviewed by:


MARIA CORAZON S. PASCUAL
OIS, Finance Department

Approved by:


ATTY. JOSE JOBEL V. BELARMINO
OIC DA for Admin, Finance & AFCS


MAUREEN DIANA M. MAYA
Administrative Staff
10/16/24