


**LIGHT RAIL TRANSIT AUTHORITY
STATEMENT OF FINANCIAL PERFORMANCE
FOR THE PERIOD ENDED DECEMBER 31, 2024
(Preliminary)**

F5DEC2024	DECEMBER 2024	DECEMBER 2023	Increase/ (Decrease)	% of Increase/
Revenue				
Service and Business Income	1,854,026,223	1,604,488,360	249,537,863	16%
Total Revenue	1,854,026,223	1,604,488,360	249,537,863	16%
Current Operating Expenses				
Personnel Services	658,556,613	601,291,902	57,264,711	10%
Maintenance and Other Operating Expenses	270,093,973	194,951,503	75,142,470	39%
Financial Expenses	2,886,074,865	2,694,992,474	191,082,391	7%
Direct Costs	923,804,318	1,026,493,516	(102,689,198)	-10%
Non-Cash Expenses	2,735,792,702	2,569,258,016	166,534,686	6%
Total Current Operating Expenses	7,474,322,471	7,086,987,411	387,335,060	5%
Surplus /(Deficit) from Current Operations	(5,620,296,248)	(5,482,499,051)	(137,797,197)	3%
Other Non-Operating Income	6,374,189	1,276,592	5,097,597	399%
Gains - Gain on FOREX	586,168,173	696,093,429	(109,925,256)	-16%
Loss on Sale of Property, Plant & Equipment	-	(1,222,255)	1,222,255	-100%
Losses - Loss on FOREX	(2,213,579)	(8,539,437)	6,325,858	-74%
Surplus /(Deficit) before Tax	(5,029,967,465)	(4,794,890,721)	(235,076,744)	5%
Income Tax Expenses/(Benefit)	-	-	-	-
Deficit after Tax	(5,029,967,465)	(4,794,890,721)	(235,076,744)	5%
Net Assistance/Subsidy/(Subsidy/Contribution)	8,118,848,765	7,746,724,719	372,124,046	5%
Net Surplus/(Deficit) for the Period	3,088,881,300	2,951,833,998	137,047,302	5%
Profitability				
Farebox Ratio	0.69	0.60		

Certified by:



LEILAN H. ANONAY
Manager, Accounting Division

COMMISSION ON AUDIT


Received by: 
MAUREEN DIANA M. MATA
Date: 1/27/2025 Time: 2:31PM

Reviewed by:


MARIA CORAZON S. PASCUAL
OIS, Finance Department


ATTY. JOSE JOBEL V. BELARMINO
OIC DA for Admin, Finance & AFCS

Approved by:

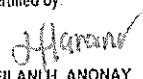

ATTY. HERNANDO T. CABRERA
Administrator

**LIGHT RAIL TRANSIT AUTHORITY
STATEMENT OF FINANCIAL POSITION
As at DECEMBER 31, 2024
(Preliminary)**


FSDEC24

	<u>DECEMBER 2024</u>	<u>DECEMBER 2023</u>	Increase/ (Decrease)
ASSETS			
Current Assets			
Cash and Cash Equivalents	5,624,148,314	5,595,087,258	29,061,056
Receivables	1,762,011,879	1,519,758,714	242,253,165
Inventories	740,171,780	777,854,259	(37,682,479)
Other Current Assets	159,727,499	155,897,250	3,830,249
Total Current Assets	<u>8,286,059,472</u>	<u>8,048,597,461</u>	<u>237,461,991</u>
Non-Current Assets			
Property, Plant and Equipment	56,180,830,934	51,523,124,581	4,657,706,353
Investment, Time Deposits	-	-	-
Investment Property, Land	475,466,370	475,466,370	-
Other Non-Current Assets	216,501	216,501	-
Total Non-Current Assets	<u>56,656,513,805</u>	<u>51,998,807,452</u>	<u>4,657,706,353</u>
Total Assets	<u>64,942,573,277</u>	<u>60,047,404,933</u>	<u>4,895,168,344</u>
LIABILITIES			
Current Liabilities			
Financial Liabilities	3,223,814,976	1,960,009,015	1,263,805,961
Intra-Agency Payables	50,317,952,870	48,642,758,822	1,675,194,048
Intra-Agency Payables	0	0	0
Trust Liabilities	1,905,892,133	2,373,902,155	(468,010,022)
Deferred Credits/Unearned Income	30,693,977	15,179,819	15,514,158
Provisions	151,983,074	148,002,260	3,980,814
Other Payables	47,426,070	5,935,321	41,490,749
Total Current Liabilities	<u>55,677,763,100</u>	<u>53,145,787,392</u>	<u>2,531,975,708</u>
Non-Current Liabilities			
Financial Liabilities	6,446,512,970	8,402,225,522	(1,955,712,552)
Total Non-Current Liabilities	<u>6,446,512,970</u>	<u>8,402,225,522</u>	<u>(1,955,712,552)</u>
Total Liabilities	<u>62,124,276,070</u>	<u>61,548,012,914</u>	<u>576,263,156</u>
Net Assets (Total Assets Less Total Liabilities)	<u>2,818,297,207</u>	<u>(1,500,607,981)</u>	<u>4,318,905,188</u>
NET ASSETS/EQUITY			
Government Equity	<u>2,818,297,207</u>	<u>(1,500,607,981)</u>	<u>4,318,905,188</u>
	0.00	(0.00)	0.00

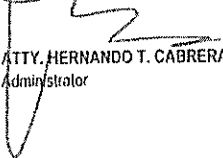
Certified by:


LEILANI H. ANONAY
Manager, Accounting Division


Reviewed by:


ATTY. JOSE OBELIV. BELARMINO
OIC, DA for Admin., Finance & AFCS

APPROVED BY


ATTY. HERNANDO T. CABRERA
Administrator

COMMISSION ON AUDIT

Received by: 
Date: 1/27/2025 Time: 2:31PM